

HOMECC INTERIOR FILM



—
HCC-GLASS NEW COLLECTION





INDEX



SOFT - Casaplife Style

Decorative objects

100000	100001	100002
100003	100004	100005
100006	100007	100008
100009	100010	100011
100012	100013	100014
100015	100016	100017

SOFA

100018	100019	100020
100021	100022	100023
100024	100025	100026
100027	100028	100029
100030	100031	100032
100033	100034	100035
100036	100037	100038
100039	100040	100041
100042	100043	100044
100045	100046	100047
100048	100049	100050
100051	100052	100053
100054	100055	100056
100057	100058	100059
100060	100061	100062
100063	100064	100065
100066	100067	100068
100069	100070	100071
100072	100073	100074
100075	100076	100077
100078	100079	100080
100081	100082	100083
100084	100085	100086
100087	100088	100089
100090	100091	100092
100093	100094	100095
100096	100097	100098
100099	100100	100101

Decorative Bedding items

100102	100103	100104
100105	100106	100107
100108	100109	100110

Decorative items

100111	100112	100113
100114	100115	100116
100117	100118	100119
100120	100121	100122
100123	100124	100125

Decorative Bedding items

100126	100127	100128
100129	100130	100131
100132	100133	100134

Decorative Pillows

100135	100136	100137
100138	100139	100140
100141	100142	100143

2024 Color Summary

MAIN THEME ESSENTIAL

When you see a color you love, it's not just the color itself that appeals to you, but the feelings that come up around it. For the color palette, we're looking for the colors that inspire us, that bring us joy and comfort, that help us feel more grounded and balanced. It's about finding colors that feel like a warm embrace, a gentle reminder of what's important.

One of the ways of seeing the world is through the colors that surround us. The colors we see every day can have a big impact on how we feel and how we act. The colors we see every day can have a big impact on how we feel and how we act. The colors we see every day can have a big impact on how we feel and how we act.



Color palette for 2024

BALANCE

The color palette for 2024 is a mix of warm, earthy tones and cool, calming colors. It's a palette that feels like a warm embrace, a gentle reminder of what's important. The colors are chosen to create a sense of balance and harmony, to help us feel more grounded and centered.

The colors are chosen to create a sense of balance and harmony, to help us feel more grounded and centered. The colors are chosen to create a sense of balance and harmony, to help us feel more grounded and centered. The colors are chosen to create a sense of balance and harmony, to help us feel more grounded and centered.

Product Palette



Color 001/001

001



Color 002/002

002



003

003



004

004



Essential Living in

EXPRESSION

Essential Living in Expression is a living room collection that combines style and comfort. The collection features a vibrant color palette of yellow, teal, and purple, creating a warm and inviting atmosphere. The furniture is designed with clean lines and modern materials, making it a perfect choice for contemporary interiors. The large circular artwork on the wall adds a bold and artistic touch to the space.

The collection is available in two finishes: a vibrant color palette and a neutral color palette. The vibrant color palette is perfect for those who want to make a statement in their living room, while the neutral color palette is ideal for those who prefer a more subtle and sophisticated look. The collection is designed to be versatile and adaptable, allowing you to create a unique and personalized living space.

Product Finishes



Color 001/001 0770 Color 001/002 0770



Color 002/001 0770 Color 002/002 0770



Essential Living in

TRACE

Essential Living in Trace is a kitchen collection that combines style and functionality. The collection features a clean and modern design with a white cabinet and a dark countertop. The dark wall adds a dramatic touch to the space, while the pendant light and recessed light provide ample illumination. The collection is designed to be versatile and adaptable, allowing you to create a unique and personalized kitchen.

The collection is available in two finishes: a vibrant color palette and a neutral color palette. The vibrant color palette is perfect for those who want to make a statement in their kitchen, while the neutral color palette is ideal for those who prefer a more subtle and sophisticated look. The collection is designed to be versatile and adaptable, allowing you to create a unique and personalized kitchen.

Product Finishes



Color 003/001 0770 Color 003/002 0770



Color 004/001 0770 Color 004/002 0770

CERTIFICATION

HOW CERTIFIED ARE YOUR SUPPLIERS?

Look for the certification of your suppliers (and yours).

Choose a supplier because they are GreenSource certified, because they believe GreenSource is the right way to do business and it adds value to their



THE GREEN SOURCE CERTIFICATION SYSTEM



GreenSource Certified



GreenSource Certified



GreenSource Certified



GreenSource Certified

GreenSource is a leading national environmental certification and audit organization.

Our GreenSource Certified logo is the industry standard for labels of goods and services that meet GreenSource's environmental

certification system. GreenSource Certified is the industry standard for labels of goods and services that meet GreenSource's

environmental certification system. GreenSource Certified is the industry standard for labels of goods and services that meet GreenSource's

environmental certification system. GreenSource Certified is the industry standard for labels of goods and services that meet GreenSource's

environmental certification system. GreenSource Certified is the industry standard for labels of goods and services that meet GreenSource's

100%

100%

100%

100%

100%

100%

100%

100%

100%

100%

100%

100%

100%

100%

GreenSource Certified is the industry standard for labels of goods and services that meet GreenSource's

environmental certification system. GreenSource Certified is the industry standard for labels of goods and services that meet GreenSource's

100%

100%

100%

100%

100%

100%

100%

100%

THE GREEN SOURCE CERTIFICATION SYSTEM



GreenSource Certified

GreenSource Certified is the industry standard for labels of goods and services that meet GreenSource's

environmental certification system. GreenSource Certified is the industry standard for labels of goods and services that meet GreenSource's

environmental certification system. GreenSource Certified is the industry standard for labels of goods and services that meet GreenSource's

environmental certification system. GreenSource Certified is the industry standard for labels of goods and services that meet GreenSource's

environmental certification system. GreenSource Certified is the industry standard for labels of goods and services that meet GreenSource's

environmental certification system. GreenSource Certified is the industry standard for labels of goods and services that meet GreenSource's



ORGANIC

Natural Life Style

ORGANIC LIVING IS THE WAY TO LIVE.

Organic living is the way to live. It is a lifestyle that is all about nature and the things that grow from it. It is a lifestyle that is all about the things that are good for you and the planet. It is a lifestyle that is all about the things that are good for you and the planet. It is a lifestyle that is all about the things that are good for you and the planet.

It is a lifestyle that is all about the things that are good for you and the planet. It is a lifestyle that is all about the things that are good for you and the planet. It is a lifestyle that is all about the things that are good for you and the planet. It is a lifestyle that is all about the things that are good for you and the planet. It is a lifestyle that is all about the things that are good for you and the planet.

TRENDY

Smart Life Style

SMART LIVING IS THE WAY TO LIVE.

Smart living is the way to live. It is a lifestyle that is all about technology and the things that are good for you and the planet. It is a lifestyle that is all about the things that are good for you and the planet. It is a lifestyle that is all about the things that are good for you and the planet. It is a lifestyle that is all about the things that are good for you and the planet.

It is a lifestyle that is all about the things that are good for you and the planet. It is a lifestyle that is all about the things that are good for you and the planet. It is a lifestyle that is all about the things that are good for you and the planet. It is a lifestyle that is all about the things that are good for you and the planet. It is a lifestyle that is all about the things that are good for you and the planet.

SOFT

Super Soft Gold
Reinhold Wood

Gold
Reinhold/Reinhold Stone

Reinhold/Reinhold Wood
Reinhold/Reinhold



Super Matt Solid



Blue matt solid



Yellow matt solid



Pink matt solid





2020-2021 **MEMBER** YEAR IN REVIEW

MEMBER OF THE YEAR



2020-2021 **MEMBER** YEAR IN REVIEW



2020-2021 **MEMBER** YEAR IN REVIEW



2020-2021 **MEMBER** YEAR IN REVIEW



色紙の調子 ■ 色紙の調子



色紙の調子 ■ 色紙の調子



色紙の調子 ■ 色紙の調子



色紙の調子 ■ 色紙の調子



色紙の調子 ■ 色紙の調子



色紙の調子 ■ 色紙の調子



色紙の調子 ■ 色紙の調子



色紙の調子 ■ 色紙の調子



色紙の調子 ■ 色紙の調子



色紙の調子 ■ 色紙の調子



色紙の調子 ■ 色紙の調子



色紙の調子 ■ 色紙の調子



Color palette for the book



Color palette for the book



Color palette for the book



Color palette for the book





001 #E99696



002 #C85134



003 #663333



004 #F7941D



005 #F47920



006 #C9603D



007 #FDE08C



008 #FDD876



009 #FDD876



010 #A8D88D



011 #74C476



012 #4F7942



013 #66B3E0



014 #2E5496



015 #192740



016 #808080



017 #333333



018 #000000



019 #F08080



020 #FFDAB9



021 #90EE90



022 #7FFFD4



023 #DDA0DD



024 #F08080



025 #FFDAB9



026 #90EE90



027 #7FFFD4



028 #DDA0DD



029 #FF7F7F



030 #FFC080



031 #66CDAA



032 #4682B4



033 #9370DB

■ 2015 年 10 月 1 日起实施 ■ 2015 年 10 月 1 日起实施

■ 2015 年 10 月 1 日起实施 ■ 2015 年 10 月 1 日起实施



100% 100% 100% 100% 100% 100% 100% 100% 100% 100% 100% 100% 100% 100% 100%



100% 100% 100% 100% 100% 100% 100% 100% 100% 100%



100% 100% 100% 100% 100% 100% 100% 100% 100% 100% 100% 100% 100% 100% 100%



100% 100% 100% 100% 100% 100% 100% 100% 100% 100%



100% 100% 100% 100% 100% 100% 100% 100% 100% 100% 100% 100% 100% 100% 100%



100% 100% 100% 100% 100% 100% 100% 100% 100% 100%



100% 100% 100% 100% 100% 100% 100% 100% 100% 100% 100% 100% 100% 100% 100%



100% 100% 100% 100% 100% 100% 100% 100% 100% 100%



100% 100% 100% 100% 100% 100% 100% 100% 100% 100% 100% 100% 100% 100% 100%



100% 100% 100% 100% 100% 100% 100% 100% 100% 100%



100% 100% 100% 100% 100% 100% 100% 100% 100% 100% 100% 100% 100% 100% 100%



100% 100% 100% 100% 100% 100% 100% 100% 100% 100%

Premium Painted Wood



© 2023 The Home Depot
All rights reserved.



2016 年 10 月 1 日

2016 年 10 月 1 日



2016 年 10 月 1 日

2016 年 10 月 1 日



2016 年 10 月 1 日

2016 年 10 月 1 日



2016 年 10 月 1 日

2016 年 10 月 1 日



2016 年 10 月 1 日

2016 年 10 月 1 日



2016 年 10 月 1 日



2016 年 10 月 1 日

2016 年 10 月 1 日



2016 年 10 月 1 日

2016 年 10 月 1 日



2016 年 10 月 1 日

2016 年 10 月 1 日

Printed Wood



PRINTED WOOD FINISHES

FOR MORE INFORMATION, VISIT US ONLINE AT
WWW.HUGOBOSS.COM



PRINTED WOOD



PRINTED WOOD



PRINTED WOOD



PRINTED WOOD



PRINTED WOOD



PRINTED WOOD





100 Colors Selection



100 Colors Selection



100 Colors Selection



100 Colors Selection



100 Colors Selection



100 Colors Selection



100 Colors Selection



100 Colors Selection



100 Colors Selection



100 Colors Selection



Premium Painted Stone





■ THE PALE PALETTE ■



■ THE PALE PALETTE ■



■ THE PALE PALETTE ■



■ THE PALE PALETTE ■



■ THE PALE PALETTE ■



■ THE PALE PALETTE ■



■ THE PALE PALETTE ■



Painted Texture





Vertical Ribbed



Vertical Ribbed



Vertical Ribbed



Vertical Ribbed



Vertical Ribbed



Vertical Ribbed



Vertical Ribbed



ORGANIC

MEMBERSHIP WITH EARLY COST WITH SAVE

With this agreement, you will pay a lower fee for your membership. You will also receive 10% off all purchases made at the store. This offer is available to members who have been active for at least 12 months. The offer is subject to change without notice. For more information, please contact your local store.

IT'S A GOOD IDEA TO VISIT OUR STORES REGULARLY AND TAKE FULL ADVANTAGE

There are many ways to save at our stores. We have special offers, discounts, and more. We also have a variety of products and services. We want to make sure you get the most out of your membership. We have a variety of ways to save. We have a variety of ways to save. We have a variety of ways to save. We have a variety of ways to save.

ORGANIC

Seating Wood
New Wood

Seating Wood
Natural Wood

Seating Wood



Synchro Wood








Figure 1

Figure 1




Figure 2

Figure 2



RENOVARE GROUP

RENOVARE GROUP
RENOVARE GROUP
RENOVARE GROUP



WOODEN BATH VANITY

FOR MORE INFORMATION, VISIT US AT www.wooden.com
OR CONTACT US AT info@wooden.com



100%

100% 100% 100%



100%

100% 100% 100%



www.bernardini.com

www.bernardini.com

www.bernardini.com

Premium Wood



PREMIUM WOOD

PREMIUM WOOD



10/10

10/10 ■ ■ ■




10/10

10/10 ■ ■ ■



100

100




100

100



100

100 100 100



100 100 100

100 100 100

100



100%



100%





Page 1 of 1

Page 1 of 1



Page 1 of 1

Page 1 of 1

Minimal Wood



Minimal Wood
Cabinet: 100% Solid Oak
Countertop: 100% Solid Marble
Sink: 100% Solid Stainless Steel



Minimal Wood

Minimal Wood



2017年10月10日 星期二

2017年10月10日 星期二




2017年10月10日 星期二

2017年10月10日 星期二



2017年10月10日 星期二

2017年10月10日 星期二



色紙の調子

色紙の調子



色紙の調子

色紙の調子



色紙の調子

色紙の調子



Real Wood



Real Wood
Dining Room Set
www.wood.com



1001

100% KIESELN



1002

100% KIESELN



1003

100% KIESELN



1004

100% KIESELN



1005

100% KIESELN



1006

100% KIESELN



0001

0001



0002

0002



1001

1001



1002

1002



1003

1003



1004

1004



1005

1005



1006

1006



100%

100% ■



100%

100% ■



100%

100% ■



100%

100% ■



100%

100% ■



100%

100% ■

Natural Wood



© 2014 IKEA. All rights reserved. IKEA, the yellow triangle logo and NATURAL WOOD are registered trademarks of IKEA of Sweden AB. All other marks are the property of their respective owners.



2017 年 10 月 1 日起实施

2017 年 10 月 1 日起实施



2017 年 10 月 1 日起实施

2017 年 10 月 1 日起实施



2017 年 10 月 1 日起实施

2017 年 10 月 1 日起实施



2017 年 10 月 1 日起实施

2017 年 10 月 1 日起实施



2017 年 10 月 1 日起实施

2017 年 10 月 1 日起实施



2017 年 10 月 1 日起实施

2017 年 10 月 1 日起实施



2017 年 10 月 1 日起实施

2017 年 10 月 1 日起实施



2017 年 10 月 1 日起实施

2017 年 10 月 1 日起实施



2017 年 10 月 1 日起实施

2017 年 10 月 1 日起实施



2017 年 10 月 1 日起实施

2017 年 10 月 1 日起实施



1001

100% FASCIATO ■ ■ ■



1002

100% FASCIATO ■ ■ ■



1003 - 100% FASCIATO (VERTICALE)

100% FASCIATO ■ ■ ■



1004

100% FASCIATO ■ ■ ■



1005

100% FASCIATO ■ ■ ■



1006

100% FASCIATO ■ ■ ■



1007

100% FASCIATO ■ ■ ■



1008

50% FASCIATO ■ ■ ■



1009

100% FASCIATO ■ ■ ■



1010

100% FASCIATO ■ ■ ■



Wohnwand



Wohnwand



Wohnwand



Wohnwand







1001

1001 1001 1001



1002

1002 1002 1002



1003 1003 1003

1003 1003 1003



1004

1004 1004 1004



1005

1005 1005 1005



1006

1006 1006 1006



1007

1007 1007 1007



1008 1008 1008

1008 1008 1008



1009

1009 1009 1009



1010

1010 1010 1010



100% 100% 100%

100% 100% 100%



100%

100% 100% 100%



100% 100% 100%

100% 100% 100%



100%

100% 100% 100%



100%

100% 100% 100%



100%

100% 100% 100%



100%

100% 100% 100%



100% 100% 100%

100% 100% 100%



100%

100% 100% 100%



100%

100% 100% 100%



100

100.0000 0.3981 0.6416 0.2843



101

101.0000 0.3706 0.6018 0.2276



102

102.0000 0.4396 0.7082 0.2902



103

103.0000 0.3981 0.6416 0.2843



104

104.0000 0.3214 0.5223 0.2146



105

105.0000 0.3214 0.5223 0.2146



106

106.0000 0.2643 0.4396 0.1651



107

107.0000 0.2643 0.4396 0.1651



108

108.0000 0.2187 0.3706 0.1270



109

109.0000 0.2187 0.3706 0.1270



100% 100% 100%

100% 100% 100%



100%

100% 100% 100%



100%

100% 100% 100%



100%

100% 100% 100%



100% 100% 100%

100% 100% 100%



100%

100% 100% 100%



100%

100% 100% 100%



100% 100% 100%

100% 100% 100%



100%

100% 100% 100%



100%

100% 100% 100%



BRUNO MAGLI
www.brunomagli.com

TRENDY

Walls & Doors

Decorative Panels

Lighting Fixtures



Marble & Stone



www.italia.com



available for each room!
 visit us on www.orientaltrading.com or call us at 1-800-828-8888
 #orientaltrading



0210001

0210002



0210003

0210004



010000

010000



010000

010000



www.1000hours.com

1000 HOURS OF TRAINING
FOR THE 21ST CENTURY



www.1000hours.com

1000 HOURS OF TRAINING



www.1000hours.com

1000 HOURS OF TRAINING



STYLING: ANTONIO FERRARI

PHOTOGRAPHY: GIANLUIGI BIANCHI
PHOTO: GIANLUIGI BIANCHI



0101010101

0101010101



0101010101

0101010101



SP108

SP108



SP108

SP108



SP108

SP108



SP108

SP108



2017年度 新着図書

新着図書編集部



2018年度 新着図書

新着図書編集部



2017年度 新着図書

新着図書編集部



2018年度 新着図書

新着図書編集部



2017年度 新着図書

新着図書編集部



2018年度 新着図書

新着図書編集部

Premium Metal



PREMIUM METAL

PREMIUM METAL

Leather & Fabric

© 2014 for interior
Leather & Fabric
Leather & Fabric



100000

10,000



100000

10,000



100000

10,000



100000

10,000



100000

10,000



2020

2020



2020

2020



2020

2020



2020

2020



2020

2020



2020

2020



2020

2020



2020

2020



2020

2020



2020

2020

PRECAUTIONS FOR CONSTRUCTION

The user manual must be read before the installation and use of this digital construction. Please refer to the construction guidelines in the construction manual. Be sure to read the specific items in the construction manual.

REGISTER YOUR PRODUCT INFORMATION
FOR THE WARRANTY AND SERVICE CENTER

[REGISTER PRODUCT ONLINE](#)



Preparation before construction

- 1) Read the user manual before the device is installed and the work is started, and read the user manual anytime any time during construction.
- 2) Please confirm the accuracy of the size with a ruler before starting the installation. Additionally, confirm whether the floor surface is flat and the work can be done. If the floor surface is not flat, the device cannot be installed. In this case, please use a leveling tool to level the floor surface. In the case of unevenness on the floor, the device cannot be installed on the uneven part. In this case, please use a leveling tool to level the floor surface. In the case of unevenness on the floor, the device cannot be installed on the uneven part. In this case, please use a leveling tool to level the floor surface.
- 3) Do not connect the power cord to the power outlet before construction. Do not connect the power cord to the power outlet before construction. Do not connect the power cord to the power outlet before construction.
- 4) Do not connect the power cord to the power outlet before construction. Do not connect the power cord to the power outlet before construction. Do not connect the power cord to the power outlet before construction.
- 5) Do not connect the power cord to the power outlet before construction. Do not connect the power cord to the power outlet before construction. Do not connect the power cord to the power outlet before construction.

Before installation

- 1) Do not connect the power cord to the power outlet before construction. Do not connect the power cord to the power outlet before construction. Do not connect the power cord to the power outlet before construction.
- 2) Do not connect the power cord to the power outlet before construction. Do not connect the power cord to the power outlet before construction. Do not connect the power cord to the power outlet before construction.

Locations during construction

- 1) Please do not place the device on a surface that is not flat and level. Do not place the device on a surface that is not flat and level. Do not place the device on a surface that is not flat and level.
- 2) Please do not place the device on a surface that is not flat and level. Do not place the device on a surface that is not flat and level. Do not place the device on a surface that is not flat and level.

Storage / Transportation / Maintenance / Management

- 1) Do not store the device in a place where it is exposed to direct sunlight or high humidity.
- 2) Do not store the device in a place where it is exposed to direct sunlight or high humidity.
- 3) Do not store the device in a place where it is exposed to direct sunlight or high humidity.
- 4) Do not store the device in a place where it is exposed to direct sunlight or high humidity.

Special product construction notes

- 100) Do not connect the power cord to the power outlet before construction. Do not connect the power cord to the power outlet before construction. Do not connect the power cord to the power outlet before construction.
- 101) Do not connect the power cord to the power outlet before construction. Do not connect the power cord to the power outlet before construction. Do not connect the power cord to the power outlet before construction.
- 102) Do not connect the power cord to the power outlet before construction. Do not connect the power cord to the power outlet before construction. Do not connect the power cord to the power outlet before construction.
- 103) Do not connect the power cord to the power outlet before construction. Do not connect the power cord to the power outlet before construction. Do not connect the power cord to the power outlet before construction.

