




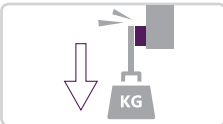
Technical data sheet

Total thickness: **0.41 mm**



BS MOUNT 15.150 NW-CN

Main carrier:	PINK PE FOAM
Secondary carrier:	TRANSPARENT REINFORCEMENT FILM
Main liner:	TRANSPARENT SILICONE EMBOSSED PP FILM
Secondary liner:	-
Open side adhesive:	NATURAL RUBBER
Closed side adhesive:	PURE ACRYLIC

Adhesive properties

Peel 90° on steel		Open side	7	M.U.	Method
		Closed side	10	N/25 mm	BS 35 - AFERA 5001
Rolling ball test		Open side	2.5	M.U.	Method
		Closed side	30	Cm	BS 12 - PSTC-6
Quick stick on steel		Open side	11	M.U.	Method
		Closed side	12	N/25 mm	BS 6 - AFERA 4015
Shear on steel		Open side	100	M.U.	Method
		Closed side	100	Hours	BS 254

Temperature resistance

Long term		-	M.U.: °C
Short term		-	M.U.: °C

Mechanical properties

Tensile strength at break Longitudinal		Min.	Max.	M.U.	Method
		1800	3100	Kg/cm2	ASTM D 882
Tensile strength at break Transversal		Min.	Max.	M.U.	Method
		1800	2800	Kg/cm2	ASTM D 882
Elongation at break Longitudinal		Min.	Max.	M.U.: %	Method
		100	200		ASTM D 882
Elongation at break Transversal		Min.	Max.	M.U.: %	Method
		100	200		ASTM D 882

Note: All above information are believed to be true and reliable but they are given only for guidance. They do not constitute a warranty or a specification. The characteristics refer to average values, relevant to samples collected from our production. Users must confirm the suitability of the products through their own tests. BiesSse Tape reserve the right to introduce at any moment and without warning those changes that they deem necessary. Tolerance of Technical Data: ± 30%

Technical data sheet

Total thickness: **0.41 mm**

BS MOUNT 15.150 NW-CN

Description

The product is made up of a laminated multi-layer, calibrated thickness, closed cell polyethylene, physically reticulated, foam carrier and a transparent orange peel embossed polypropylene silicone film liner. On one side, the PE foam carrier is reinforced with a transparent film.

The differential adhesives system, acrylic (dry-style) on closed side and natural rubber (wet-style) on open side, provides high adhesion performances on closed side and high adhesion performances on open side.

Medium-high compressibility, identified through the pink coloured foam.

Applications

Ideal for Narrow Web printing of labels.

Suitable for combination print with prevailing of screens, shades, lines and fine types.

Recommended for medium thickness and large dimension photopolymers plates.

Ideal for mounting operations on sleeve and steel cylinders.

Optimal printing results at very high speed and long printing runs.

Product PLUS

The surface structure of the liner is especially designed to impress undulations in the adhesive for the potential exit of air bubbles trapped between the double-sided adhesive tape and the cylinder or the plate during mounting operations.

High resilience foam

High adhesion level, ideal for maximum hold on either plates or cylinders, especially in edge to edge plate mounting operations.

Recommendations for correct use

Storage

For a proper storage of the product we recommend to keep the product in the original package until it is needed and use it within 12 months from delivery.

The storage shall be carried out at a room temperature between 15°C and 27°C, and a relative humidity < 60%.

Once removed from the packaging, place the product vertically and protect it from dust. Do not expose product and packaging to direct sunlight and heat sources.

Surface cleaning

The product shall be applied on sufficiently flat surfaces and with no non-stick coating.

In order to obtain a correct product adhesion level on surfaces, it is indispensable that the surfaces are properly cleaned before the application. It is recommended to use quick-evaporating solvents.

After cleaning make sure that the solvent has completely evaporated, by waiting for a sufficiently long period of time or by drying the surface with a completely dry cloth.

Application

As adhesive tape is pressure-sensitive, it is necessary a proper pressing pressure on the back of the tape, once applied on the surface, to ensure the grip of the adhesive and a full lamination.

Measuring tolerances

The tape cutting width tolerance can vary within a range of ± 0.7 mm. Tighter tolerances for specific formats and measures can be available on request.

Disposal

It is recommend to dispose the product after use according to the specific regulations of the country it was used in.

For additional information, please refer to our Technical Office:

info.tapes@biesSseworld.com
+39 02 90 11 11 18