

*iNfeel*

VOL.17

*iNfeel*

VOL.17

PS

- PS 103 NEW F G 05
- PS 104 NEW F G 07
- PS 106 NEW F G 07
- PS 107 NEW F G 05
- PS 108 NEW F G 07
- PS 109 NEW F G 07

SM

- SM 816 NEW F G 08
- SM 819 NEW F G 08
- SM 829 NEW F G 09
- SM 834 F G 09
- SM 835 F G 09
- SM 836 F G 08
- SM 837 G 09
- SM 839 F G 09
- SM 843 NEW F G 09
- SM 845 NEW F G 09
- SM 847 NEW F G 09
- SM 849 NEW F G 09
- SM 885 G 09
- SM 886 F G 08

SL

- SL 247 NEW F G 12
- SL 249 NEW F G 12
- SL 257 NEW F G 13
- SL 260 NEW F G 12
- SL 500 F G 13
- SL 513 F G 15
- SL 514 G 15
- SL 515 G 12
- SL 516 F G 13
- SL 519 G 13
- SL 521 F G 13
- SL 522 F G 11
- SL 523 F G 13
- SL 524 F G 12
- SL 526 F G 12
- SL 527 F G 13
- SL 528 G 12
- SL 529 G 13

SL

- SL 530 G 13
- SL 532 F G 12
- SL 533 G 12
- SL 534 F G 12
- SL 536 G 13
- SL 539 G 13
- SL 541 F G 11
- SL 542 F G 13
- SL 543 F G 11
- SL 544 F G 12
- SL 545 G 12
- SL 547 G 12
- SL 548 F G 13
- SL 549 G 12
- SL 551 F G 13
- SL 553 F G 11
- SL 554 F G 15
- SL 557 G 12
- SL 558 F G 12
- SL 559 F G 15
- SL 560 F G 14
- SL 561 F G 13
- SL 564 F G 13
- SL 565 F G 12
- SL 566 G 12
- SL 567 F G 12
- SL 568 G 12
- SL 570 G 12
- SL 571 F G 15
- SL 572 F G 15
- SL 579 F G 12
- SL 580 G 15
- SL 581 F G 15
- SL 582 F G 15
- SL 584 F G 13
- SL 585 F G 13
- SL 586 F G 13
- SL 587 F G 12
- SL 588 G 12
- SL 589 F G 13
- SL 591 G 12
- SL 593 G 12
- SL 595 G 15
- SL 596 F G 12

SL

- SL 597 G 12
- SL 598 G 13
- SL 599 F G 13
- SL 600 NEW F G 11
- SL 609 NEW F G 12
- SL 610 F G 13
- SL 611 F G 13
- SL 612 F G 13
- SL 613 G 13
- SL 614 F G 12
- SL 616 F G 13
- SL 665 F G 13
- SL 666 F G 13
- SL 669 F G 13

SE

- SE 281 F G 17
- SE 290 F G 17
- SE 291 F G 17
- SE 292 F G 17
- SE 293 F G 17
- SE 297 F G 17
- SE 637 F G 17

MD

- MD 421 F G 19
- MD 424 F G 19
- MD 970 F G 18
- MD 974 G 18
- MD 975 G 19
- MD 976 F G 19

SD

- SD 840 F G 21
- SD 841 F G 23
- SD 842 F G 22
- SD 844 F G 21
- SD 846 F G 21
- SD 848 F G 22
- SD 850 G 23
- SD 852 G 23

SD

- SD 853 F G 22
- SD 854 G 22
- SD 855 F G 22
- SD 856 F G 23
- SD 857 F G 23
- SD 858 F G 22
- SD 859 G 21
- SD 863 F G 23
- SD 864 F G 22
- SD 865 F G 22
- SD 866 F G 23
- SD 870 F G 23

MT

- MT 209 NEW F G 28
- MT 210 NEW F G 28
- MT 213 NEW F G 25
- MT 216 NEW F G 25
- MT 218 NEW F G 25
- MT 227 NEW F G 25
- MT 229 NEW F G 25
- MT 230 F G 29
- MT 231 F G 29
- MT 232 F G 29
- MT 233 F G 29
- MT 236 NEW F G 25
- MT 662 F G 29
- MT 725 G 26
- MT 726 G 26
- MT 741 G 29
- MT 744 G 29
- MT 745 G 29
- MT 746 G 29
- MT 747 G 29
- MT 762 G 26
- MT 782 G 26

MS

- MS 712 G 31
- MS 716 F G 31
- MS 717 G 31
- MS 733 G 31

MS

- MS 734 G 31
- MS 737 G 31
- MS 738 F G 31

ST

- ST 110 NEW F G 34
- ST 111 NEW F G 35
- ST 118 NEW F G 37
- ST 129 NEW F G 37
- ST 244 NEW F G 37
- ST 340 NEW F G 35
- ST 341 NEW F G 35
- ST 342 NEW F G 33
- ST 343 NEW F G 33
- ST 346 NEW F G 33
- ST 349 NEW F G 33
- ST 640 F G 40
- ST 645 F G 40
- ST 648 F G 40
- ST 650 F G 40
- ST 656 F G 40
- ST 935 G 41
- ST 937 F G 41
- ST 974 F G 40

EH

- EH 133 F G 42
- EH 134 F G 42
- EH 139 G 43
- EH 140 G 43
- EH 145 G 43
- EH 147 G 43
- EH 148 G 45
- EH 150 G 45
- EH 152 G 44
- EH 153 F G 45
- EH 157 G 45
- EH 158 F G 43
- EH 159 F G 43

HG

- HG 978 G 47
- HG 980 G 46
- HG 984 G 47
- HG 990 G 46
- HG 992 G 47
- HG 993 G 47

NI

- NI 910 G 49
- NI 940 G 49
- NI 941 G 49
- NI 945 G 49
- NI 948 G 49
- NI 949 G 49
- NI 952 G 48
- NI 953 G 49
- NI 957 G 49
- NI 987 G 48
- NI 996 G 49
- NI 997 G 49

MW

- MW 130 NEW F G 51
- MW 136 NEW F G 51
- MW 178 NEW F G 52
- MW 179 NEW F G 52
- MW 181 NEW F G 55
- MW 182 F G 59
- MW 183 F G 59
- MW 184 F G 59
- MW 185 F G 59
- MW 186 NEW F G 55
- MW 190 F G 58
- MW 191 F G 58
- MW 192 F G 58
- MW 193 F G 58
- MW 194 F G 57
- MW 195 F G 57
- MW 196 F G 57
- MW 197 F G 57

LW

- LW 096 NEW F G 61
- LW 097 NEW F G 61
- LW 098 NEW F G 63
- LW 099 NEW F G 63
- LW 100 NEW F G 64
- LW 101 NEW F G 64
- LW 237 NEW F G 64
- LW 238 NEW F G 64
- LW 241 F G 66
- LW 242 F G 66
- LW 380 G 41
- LW 410 G 87
- LW 411 G 87
- LW 412 G 87
- LW 414 G 87
- LW 447 F G 66
- LW 448 G 66
- LW 449 G 41
- LW 450 F G 41
- LW 461 F G 84
- LW 464 G 84
- LW 466 G 67
- LW 478 G 67
- LW 487 G 67
- LW 491 G 66
- LW 497 G 66
- LW 498 G 67
- LW 721 F G 84
- LW 722 F G 84
- LW 723 F G 85
- LW 724 F G 84
- LW 748 G 87
- LW 749 G 87
- LW 773 G 67
- LW 776 G 39
- LW 777 F G 39
- LW 821 F G 41
- LW 822 F G 40
- LW 888 G 67
- LW 890 G 67
- LW 892 G 66
- LW 893 F G 66
- LW 994 G 66
- LW 996 F 67

LW

- LW 999 G 66

WD

- WD 003 F G 72
- WD 005 G 74
- WD 008 F G 75
- WD 024 G 78
- WD 029 G 69
- WD 034 G 74
- WD 035 G 78
- WD 048 G 79
- WD 049 G 78
- WD 066 F G 72
- WD 084 F G 74
- WD 094 G 75
- WD 112 F G 69
- WD 114 G 71
- WD 115 F G 75
- WD 117 G 71
- WD 119 G 78
- WD 121 G 72
- WD 123 G 70
- WD 124 F G 69
- WD 126 G 81
- WD 128 G 72
- WD 143 G 75
- WD 160 F G 70
- WD 161 G 70
- WD 162 G 81
- WD 163 F G 72
- WD 167 G 71
- WD 168 G 74
- WD 169 F G 76
- WD 171 F G 70
- WD 172 F G 72
- WD 173 F G 71
- WD 174 F G 71
- WD 175 F G 81
- WD 180 G 75
- WD 188 F G 81
- WD 189 G 81
- WD 225 G 75
- WD 226 G 81

WD

- WD 234 F G 78
- WD 235 F G 76
- WD 243 F 70
- WD 259 F G 79
- WD 288 G 81
- WD 296 F G 79
- WD 300 F G 74
- WD 301 F G 74
- WD 302 F G 74
- WD 305 F G 75
- WD 306 F G 79
- WD 307 F G 71
- WD 311 F G 78
- WD 312 G 79
- WD 313 G 74
- WD 315 G 79
- WD 323 F G 77
- WD 324 G 79
- WD 325 G 74
- WD 326 G 74
- WD 330 G 76
- WD 331 F G 72
- WD 332 F G 76
- WD 338 G 81
- WD 373 G 81
- WD 389 G 81
- WD 506 G 79
- WD 571 G 79
- WD 624 G 79
- WD 634 G 78
- WD 653 G 71
- WD 664 G 78
- WD 695 G 75
- WD 720 G 72
- WD 793 G 70
- WD 794 G 70
- WD 799 G 78
- WD 800 G 70
- WD 811 G 70
- WD 817 F G 71
- WD 818 G 75
- WD 820 F G 78
- WD 823 G 75
- WD 827 G 69

WD

- WD 828 G 71
- WD 902 F G 71
- WD 903 G 72
- WD 904 G 70
- WD 906 F G 72

FB

- FB 851 NEW F G 83
- FB 899 NEW F G 83
- FB 931 F G 84
- FB 932 F G 84
- FB 933 F G 84

LT

- LT 708 G 87

AB

- AB 010 G 89
- AB 019 G 89
- AB 021 F G 89
- AB 026 F G 89

PW

- PW 426 G 89
- PW 436 G 89

# iNfeel



01

**Excellent Workability**



Compared to existing surface finishes, construction is easier and the work efficiency is high, which can shorten the work schedule. It is economical in all aspects because it is easy to change and maintain as well as stick to the curved surface.

02

**High Durability**



Excellent durability keeps it the same as it first felt. Excellent numerical stability minimizes deformation due to thermal temperature and humidity. It has excellent pollution resistance, making cleaning easy.

03

**Various Uses**



From multi-use facilities such as restaurants, hotels, hospitals, and department stores to any indoor space, such as apartments, office hotels, indoor buildings, pillars, ceilings, doors, art walls, molding and partitions.

# iNfeel

• **SOLID**

Premium Solid  
Solid Matt  
Solid  
Solid Emboss  
Matt Design  
Solid Design

• **METAL**

Metal  
Metal Shiny  
Stone  
Enamel High-gloss  
High-gloss  
Natural & Innovative

• **WOOD**

Matt Wood  
Luxury Wood  
Wood

• **FABRIC**


Fabric  
Leather  
Abstract  
Paper Weave

# Premium Solid




※ The color of the above image may be different from the actual product color.

PS 103



Premium Solid

NEW F G PS 103



Premium Solid

NEW F G PS 107

# Premium Solid

NEW New pattern F F/R G Non F/R



※ The color of the above image may be different from the actual product color.

PS 106



Premium Solid

NEW F G PS 104



Premium Solid

NEW F G PS 106



Premium Solid

NEW F G PS 108



Premium Solid


NEW F G PS 109

# Solid Matt




※ The color of the above image may be different from the actual product color.


SM 816 · SM 829




Solid Matt NEW F/R G SM 886



Solid Matt NEW F/R G SM 816




Solid Matt F/R G SM 836



Solid Matt NEW F/R G SM 819

NEW New pattern F/R G Non F/R



Solid Matt NEW F/R G SM 843



Solid Matt NEW F/R G SM 845



Solid Matt NEW F/R G SM 847




Solid Matt G SM 885



Solid Matt F/R G SM 834




Solid Matt NEW F/R G SM 829




Solid Matt NEW F/R G SM 849



Solid Matt G SM 837



Solid Matt F/R G SM 835



Solid Matt F/R G SM 839

# Solid




# Solid


NEW New pattern F/R G Non F/R



※ The color of the above image may be different from the actual product color. SL 249 · SL 257




# Solid



Solid F G SL 560




Solid F G SL 513



Solid F G SL 554



Solid F G SL 581



Solid F G SL 571



Solid G SL 595




Solid G SL 580




Solid G SL 514



Solid F G SL 559



Solid F G SL 582



Solid F G SL 572




※ The color of the above image may be different from the actual product color. SL 559

# Solid Emboss



※ The color of the above image may be different from the actual product color.

SE 293




Solid Emboss

F G SE 281



Solid Emboss

F G SE 293




Solid Emboss

F G SE 290



Solid Emboss

F G SE 297




Solid Emboss

F G SE 291



Solid Emboss


F G SE 292



Solid Emboss

F G SE 637

# Matt Design



※ The color of the above image may be different from the actual product color.

MD 421



Matt Design

MD 975




Matt Design

MD 421




Matt Design

MD 970




Matt Design

MD 974



Matt Design

MD 424



Matt Design


MD 976

# Solid Design




※ The color of the above image may be different from the actual product color.

SD 844



Solid Design

F G SD 840



Solid Design

F G SD 844



Solid Design

F G SD 846



Solid Design

G SD 859

# Solid Design



Solid Design F G SD 842




Solid Design F G SD 855




Solid Design F G SD 848




Solid Design G SD 852



Solid Design F G SD 870




Solid Design F G SD 856



Solid Design F G SD 863




Solid Design G SD 854



Solid Design F G SD 858



Solid Design F G SD 857



Solid Design F G SD 841



Solid Design F G SD 864




Solid Design F G SD 853



Solid Design G SD 850



Solid Design F G SD 866



Solid Design F G SD 865

# Metal




※ The color of the above image may be different from the actual product color.

MT 216




Metal

NEW F G MT 229




Metal

NEW F G MT 236



Metal

NEW F G MT 213




Metal

NEW F G MT 216



Metal

NEW F G MT 218



Metal

NEW F G MT 227

# Metal




Metal G MT 725



Metal G MT 726



Metal G MT 762



Metal G MT 782



※ The color of the above image may be different from the actual product color.

MT 762


METAL

# Metal



※ The color of the above image may be different from the actual product color.

MT 210



Metal NEW F G MT 209



Metal NEW F G MT 210



Metal F G MT 230




Metal G MT 745



Metal F G MT 231




Metal G MT 741




Metal F G MT 232




Metal G MT 746



Metal MT 233



Metal G MT 744




Metal F G MT 662




Metal G MT 747

# Metal Shiny




※ The color of the above image may be different from the actual product color.

MS 738




Metal Shiny

MS 734



Metal Shiny

MS 717




Metal Shiny

MS 738



Metal Shiny

MS 712



Metal Shiny

MS 733



Metal Shiny

MS 737



Metal Shiny

MS 716

# Stone



※ The color of the above image may be different from the actual product color.

ST 342



Stone

NEW F G ST 343



Stone

NEW F G ST 342



Stone

NEW F G ST 346



Stone

NEW F G ST 349

# Stone



※ The color of the above image may be different from the actual product color.

ST 110



Stone

NEW F G ST 340



Stone

NEW F G ST 341



Stone

NEW F G ST 110



Stone

NEW F G ST 111

# Stone

NEW New pattern F/R G Non F/R



※ The color of the above image may be different from the actual product color.

ST 129



Stone

NEW F G ST 129



Stone

NEW F G ST 244



Stone


NEW F G ST 118

# Stone



※ The color of the above image may be different from the actual product color.

LW 776



Concrete


G LW 776




Concrete

F G LW 777


# Stone



Stone F G ST 648




Stripe Stone F G ST 974



Stone F G ST 650



Stone F G ST 640




Stone F G ST 656




Concrete F G LW 822




Stone F G ST 645



Stone G ST 935



Stone F G ST 937




Concrete F G LW 821



Brick G LW 380



Concrete G LW 449



Concrete F G LW 450

# Enamel High-gloss



※ The color of the above image may be different from the actual product color.

EH 133



Bianca

F G EH 133



Nero

F G EH 134



Big Marble

F G EH 158



Big Marble

F G EH 159



Marble

G EH 147




Marble

G EH 139



Marble

G EH 140



Marble

G EH 145

# Enamel High-gloss



※ The color of the above image may be different from the actual product color.

EH 153



Marble

EH 148



Marble

EH 150




Marble

EH 152



Marble

EH 153



Herringbone Marble


EH 157

# High-gloss



※ The color of the above image may be different from the actual product color.

HG 978




High-gloss

HG 993




High-gloss

HG 978



High-gloss

HG 990



High-gloss

HG 980



High-gloss

HG 992



High-gloss

HG 984

# Natural & Innovative



※ The color of the above image may be different from the actual product color.

NI 987



Crema Marfil

NI 952



Marble

NI 987



Red Gold

NI 910




Svevo

NI 957



Lime gold

NI 941



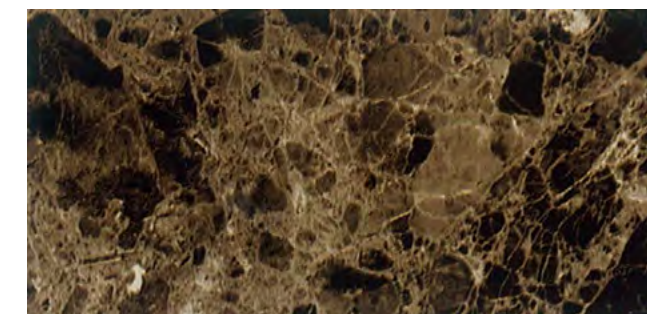
Maron Emperador

NI 945



Linearity Gold

NI 997




Maron Emperador

NI 948



Linearity Light Gold

NI 996



Maron Emperador

NI 949



Lime Silver

NI 940



Nero Marquina

NI 953

# Matt Wood



※ The color of the above image may be different from the actual product color.

MW 130



Walnut

NEW F G MW 130



Walnut

NEW F G MW 136


# Matt Wood



Oak NEW F G MW 178



Oak NEW F G MW 179



※ The color of the above image may be different from the actual product color.

MW 178

WOOD

# Matt Wood




※ The color of the above image may be different from the actual product color.

MW 186



Ash

NEW F G MW 181



Ash

NEW F G MW 186

# Matt Wood



※ The color of the above image may be different from the actual product color.

MW 196



Standard Oak

F E MW 194



Standard Oak

F E MW 195



Standard Oak

F E MW 196



Standard Oak

F E MW 197

# Matt Wood



Classic Oak

F G MW 190



Classic Oak

F G MW 191



Standard Oak

F G MW 182



Oak

F G MW 184



Oak

F G MW 192



Oak

F G MW 193



Oak

F G MW 185



Standard Oak

F G MW 183

# Luxury Wood




※ The color of the above image may be different from the actual product color.

LW 097



Oak

NEW F G LW 096



Oak

NEW F G LW 097

# Luxury Wood

NEW New pattern F/R G Non F/R



※ The color of the above image may be different from the actual product color.

LW 099



Elm

NEW F G LW 098



Elm

NEW F G LW 099

# Luxury Wood



Ash

NEW F G LW 237



Ash

NEW F G LW 238



Oak

NEW F G LW 100



Oak

LW 101



※ The color of the above image may be different from the actual product color.

LW 238

# Luxury Wood



Pearl Wood F G LW 447



Oak G LW 999



Atelier Middle White G LW 773




Teak G LW 487



Oak G LW 491




Artificial Wood G LW 497




Maze G LW 888




Maze G LW 890



Walnut F G LW 241




Walnut F G LW 242



Panel G LW 466



Teak F LW 996



Antique G LW 892




Antique F G LW 893



Vintage Panel G LW 478



Artificial Wood G LW 498



Luxury Wood G LW 994



Pearl Wood G LW 448

# Wood



※ The color of the above image may be different from the actual product color.

WD 827



Elm

WD 029



Spruce

WD 124



Cream Pearl

WD 112



Antique

WD 827


# Wood




Elm **G** WD 904



Birch **G** WD 794



Antique **G** WD 828



Walnut **G** WD 117



Oak **G** WD 161




Ivy **G** WD 123



Anigre **F** **G** WD 307



Oak **G** WD 653



White Ash **F** **G** WD 160



Birch **F** WD 243




Oak **G** WD 114



Pine **F** **G** WD 902



Birch **G** WD 793




Ash **G** WD 811



Oak **F** **G** WD 817




Oak **F** **G** WD 173



Ash **G** WD 800



Oak **F** **G** WD 171



Oak **G** WD 167



Real Panel Oak **F** **G** WD 174

# Wood



French Oak G **WD 128**



Oak F G **WD 331**



Oak F G **WD 172**



Ash G **WD 121**



Elm F G **WD 066**



Teak G **WD 720**




Oak F G **WD 163**



Oak F G **WD 906**



Pine G **WD 903**



Oak F G **WD 003**



※ The color of the above image may be different from the actual product color.

**WD 720**

# Wood



Oak F G **WD 084**



Maple F G **WD 301**



Teak F G **WD 305**



Pine G **WD 094**



Maple F G **WD 300**



Sycamore F G **WD 302**



Oak G **WD 818**



Maple G **WD 180**



Maple G **WD 325**



Limba G **WD 313**



Oak F G **WD 115**




Pine G **WD 695**




Oak G **WD 005**




Noce G **WD 034**



Oak G **WD 823**



Cherry F G **WD 008**



Maple G **WD 326**



Oak G **WD 168**



Oak G **WD 143**



Oak G **WD 225**

# Wood



Oak

F G WD 332



Oak

F G WD 235



※ The color of the above image may be different from the actual product color.

WD 235



Oak

G WD 330



Oak

F G WD 169



Teak

F G WD 323


# Wood



Oak F G **WD 234**



Teak G **WD 119**




Teak F G **WD 306**




Walnut G **WD 506**



Teak G **WD 799**




Acacia F G **WD 311**



Cherry G **WD 312**



Sen Antique G **WD 315**



Noce G **WD 035**




Cherry G **WD 634**




Cherry G **WD 571**



Teak G **WD 324**




Acacia G **WD 049**




Cherry G **WD 664**




Cherry G **WD 624**



Walnut F G **WD 259**




Anigre F G **WD 820**



Cherry G **WD 024**



Teak G **WD 048**



Walnut F G **WD 296**

# Wood




※ The color of the above image may be different from the actual product color.

WD 389 · WD 175




Walnut

WD 189




Oak

WD 162



Walnut

WD 288



Sen Antique

WD 338



Walnut

WD 188



Graphic Weave

WD 389




Oak

WD 226



Antique Pine

WD 126



Real Panel Black

WD 175



Antique Wood


WD 373

# Fabric



※ The color of the above image may be different from the actual product color.

FB 851



Fabric

NEW F G FB 899



Fabric

NEW F G FB 851

# Fabric



Fabric F G LW 461



Fabric F G LW 721




Fabric G LW 464



Fabric F G LW 722



Linen F G FB 933




Fabric F G LW 724



Linen F G FB 932



Linen F G FB 931



Fabric F G LW 723




※ The color of the above image may be different from the actual product color. FB 932

# Leather



※ The color of the above image may be different from the actual product color.

LW 749




Basic

LW 748




Leather

LT 708



Basic

LW 749



Artificial Leather

LW 410



Artificial Leather

LW 412



Artificial Leather

LW 411



Artificial Leather

LW 414

# Abstract Paper Weave



※ The color of the above image may be different from the actual product color.

AB 010



Diaper

AB 021



White Metal

AB 019



Diaper

AB 026



Stone

AB 010



Paper Weave

PW 426



Paper Weave

PW 436

## Application conditons and product handling

To ensure the best quality finish, please be sure to follow the recommended settings.

### ▪ Temperature and Dampness

- INFEEL adhesive films should be applied when air and surface temperature are between 68°F(20°C) and 77°F(25°C).
- The minimum recommended temperature is 53°F(11°C). If the temperature is below 53°F : use a heater, such as a portable gas – fired infrared radiant heater to raise the temperature.

### ▪ High Temperature / Low Temperature Dampness

- Do not apply to damp surfaces. The surface should be completely dry prior to beginning the installation.
- Utilize a heat gun for adhesion strengthening.

### ▪ Work Environment

- **Proper lighting.**  
The working area should be well lit in order to prevent air pockets or wrinkles on the film.
- **Dust free.**  
Working in a dust free area reduces the potential of particles sticking into the film.

### ▪ Product Handling

- The film must be kept in a cool and dry place. The product should be installed within one year of purchase.  
**Note :** If handling film in the winter, cold weather conditions can lead to cracks on the product.  
**Tip :** Roll up the remaining film and store it inside a paper tube. This will prevent the film from getting damaged.

### ▪ Surface Preparation

The condition of the surface is critical for a quality installation and finish. As a rule, INFEEL adhesive film can be applied onto any clean, dry, smooth or even slightly porous surfaces. These surfaces must be free of dust, grease and wax : this includes for example, veneer board, aluminum, stainless steel, glass and most painted surfaces. Fresh primer must be completely dry before application because the vapors from the solvents can result in blistering and excessive shrinkage.

#### **Matt Wood / Matt Design / Solid Matt**

When constructing bending area, press the product with appropriate force and pressure it completely at surface because the product can be difficult to construct overlapping due to special surface coating treatment.

- 
- Wood / Veneer / Hardboard**
1. Smooth and polish the surface, using #180 sandpaper.
  2. If there are rough, rugged or joint areas then treat the areas with putty (a filling or tamping) and follow step 1.
  3. Coat the surface evenly with the exclusive primer for INFEEL adhesive films.

- 
- Steel / Aluminum / Stainless**
1. Smooth and polish the surface, using #180 sandpaper. Scrape the rust off the surface and remove the filth with paint(lacquer) thinner.
  2. If there are rough, rugged or joint areas then treat the areas with poly – putty and follow step 1.
  3. Coat the surface evenly with the exclusie primer for INFEEL adhesive films. Try not to leave primer residue to the surface border.

The logo for iNfeel is displayed in a white, elegant script font. It is centered within a large, semi-transparent purple circle that is part of a larger graphic design on the right side of the page. The background of the right side features a gradient from light purple at the top to a darker blue at the bottom, with various geometric shapes and lines.

*iNfeel*